



October 24-26, 2017

TD Convention Center
Greenville, South Carolina

southteconline.com



2017 POST SHOW REPORT

VERIFIED ATTENDANCE | AUDIENCE PROFILE | SURVEY DATA



A HIGHLY RECOMMENDED EVENT!

90% of SOUTH-TEC attendees are extremely, very or somewhat likely to recommend SOUTH-TEC to an industry colleague.

FIRST TIME ATTENDEES

61% of SOUTH-TEC attendees were first time visitors to the event. These were new buyers and purchase influencers looking for your solutions.

VERIFIED ATTENDANCE

Total SOUTH-TEC Show Attendance: **6,311**
 Total Exhibits: **326**
 Total Exhibiting Companies: **431**
 Total Square Footage: **80,252**

97%
 of SOUTH-TEC attendees were somewhat, very or extremely satisfied with their experience attending SOUTH-TEC.

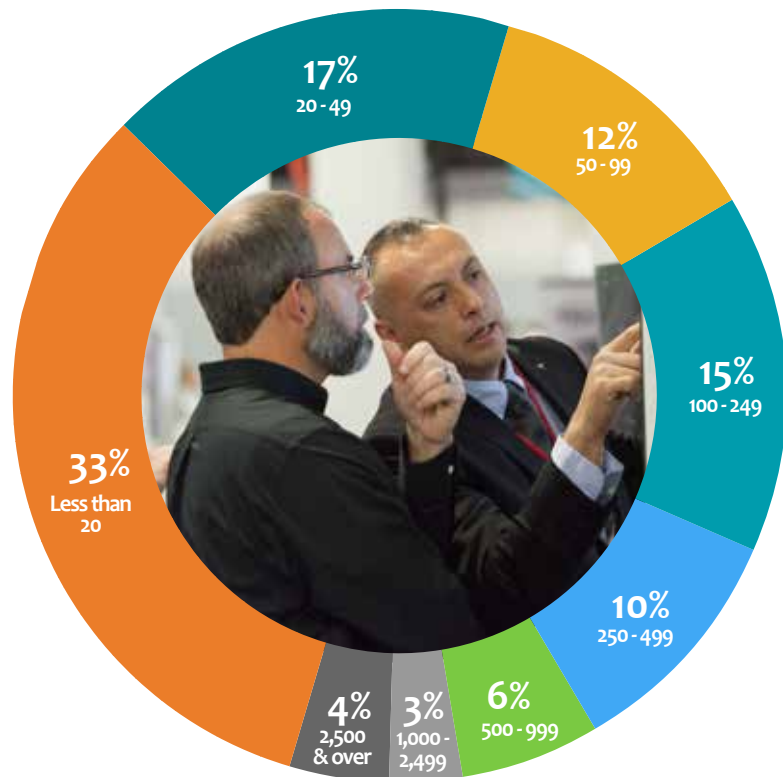
JOB FUNCTIONS

- 14%** Owner/Company Management/Corporate Executive
- 11%** Manufacturing Engineering Department
- 11%** Other
- 8%** Manufacturing Production Department
- 7%** Manufacturing Engineering Management
- 7%** Manufacturing Production Management
- 5%** Design Engineer
- 3%** Control Engineering/Automation
- 3%** Educator/Instructor
- 3%** Product Design and R & D
- 3%** Quality Assurance & Control
- 2%** Purchasing
- 1%** Information Systems/IT
- 22%** Sales & Marketing

COMPANY SIZE

SOUTH-TEC connects you with the entire Southeast supply chain, from the smallest job shops to the largest OEMs.

Number of Employees



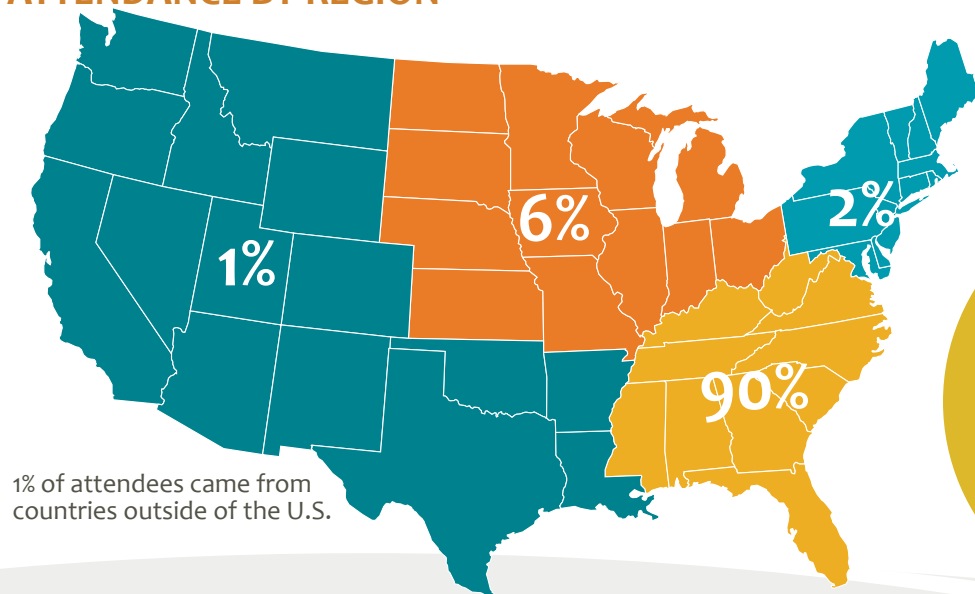
Source for all statistics unless otherwise stated: SOUTH-TEC 2017 Registration and Survey Data

ATTENDEES' PRIMARY TYPE OF BUSINESS

SOUTH-TEC attendees represent many diverse Southeast business sectors including automotive, commercial machinery, aerospace and many more.

Automotive	Defense/Government/Military
Industrial & Commercial Machinery	Medical/Surgical
Aircraft/Aerospace	Plastic Products
Fabricated Metal/Stampings	Research & Development
Consulting/Engineering	Motorsports
Education/Academic	Other Transportation
Services (Financial and Other)	Petroleum/Renewable Energy
Electronics/Computers/Communications	Other Manufacturing

ATTENDANCE BY REGION



94%

of the SOUTH-TEC audience is extremely, very or somewhat likely to attend SOUTH-TEC in 2019.

75%

of SOUTH-TEC exhibitors are very or extremely likely to exhibit in SOUTH-TEC 2019 or they have already reserved their exhibit space.

TOP ATTENDING COMPANIES

AKEBUNO	Daystar Machining Technologies	Levi Industrial Group	Siemens
AMAMCO Tool	Denso	Meritor	Specialty Bar Products
American Ceramic Technology	Eaton	Michelin	Stanley Black & Decker
Amsted Rail	Electrolux	Morgan Advanced Materials	Stovall Machine Products Inc.
ASI Southeast Inc.	Elixir Extrusions	MSI-Viking Gage	T&S Brass and Bronze Works
Baldor Electric	GE Electric/Aviation/Power	Parker Hannifin	Technetics Group
Bellwright Manufacturing	Greenfield Industries	Pioneer Motor Bearing	Textron Specialized Vehicles
BMW	Joe Gibbs Racing	PTL Equipment	The Timken Company
Boeing	GKN	RBC AeroStructures	Turbine Technologies Inc.
BorgWarner	Hays Fluid Controls	Richard Childress Racing	Turnamics
Bosch Rexroth	Honda Aircraft	Roush Yates Engines	Valley Machine
Caterpillar	Honeywell Aerospace	Schaeffler Group USA	ZF Transmissions
Champion Aerospace	Hytech Machining	SEW-EURODRIVE	
Comatrol	Ingersoll Rand	Sharp Machining & Tooling, LLC	
Continental Automotive	ITT	Sharpe Manufacturing Inc.	
Daimler	Koyo Bearings		

Save the Date!

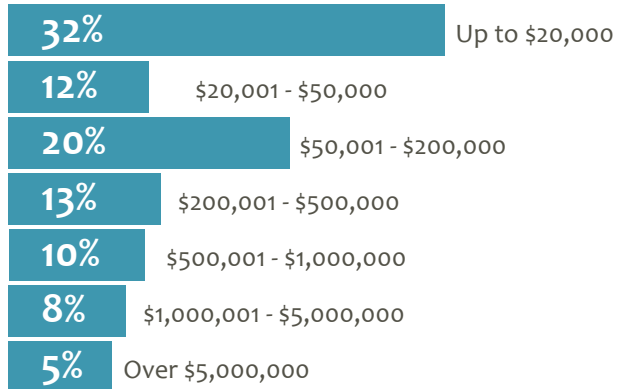
SOUTH-TEC 2019
will take place October 22-24, 2019
in Greenville, South Carolina
**Mark your calendar
today.**

SOUTH-TEC connects you with final decision-makers and purchase influencers

75% of attendees influence equipment purchase decision in their companies; this equals valuable leads for your company.

SOUTH-TEC delivers qualified buyers with funded projects

36% of the SOUTH-TEC audience has equipment budgets that exceed \$200,000.



TECHNOLOGIES EVALUATED

3D Imaging.....20%	Electronics Manufacturing8%	Nano Technology5%
3D Printing.....37%	Environmental Equipment & Protection4%	Plant, Energy & Environmental Efficiency5%
Advanced Materials16%	Deburring & Edge Finishing19%	Plant Engineering & Maintenance.....11%
Assembly & Joining16%	Forming & Fabricating16%	Plasma Cutting & Welding10%
Automated Manufacturing & Assembly.....30%	Fastening10%	Plastic Molding & Manufacturing.....9%
Boring15%	Finishing & Coating14%	Robotics.....25%
Casting9%	Flexible Manufacturing Systems11%	Screw Machining.....10%
Ceramics8%	Grinding22%	Sawing & Cut-Off Machines13%
Cleaning & Pretreatment, Equipment8%	Honing8%	Sensors10%
CNC Controls & Accessories36%	Industrial Internet of Things (IIoT).....8%	Simulation.....15%
Composites Manufacturing10%	Laser and Laser Systems.....20%	Software, Machine Control.....15%
Contract Manufacturing Services.....9%	Lean Manufacturing.....19%	Software, ERP/MRP & Supply Chain Management4%
Controls, CAD/CAM Software.....25%	Machine Vision14%	Software, Simulation, Process Modeling.....13%
Coolants & Lubricants17%	Machining Centers33%	Tooling37%
Cutting Tools & Accessories.....32%	Material Handling.....18%	Turning.....29%
Cybersecurity.....3%	Measurement, Inspection & Testing.....24%	Waterjet Cutting.....16%
Digital Transformation5%	Metals19%	Welding.....18%
Drilling & Tapping.....18%	Metrology Equipment.....13%	Workholding21%
EDM.....15%	Micro Manufacturing6%	Workplace Safety & Ergonomics13%
	Milling34%	
	Moldmaking.....10%	

For questions regarding this report, contact:

Cathy Kowalewicz, Event Manager | 800.733.3976, ext. 3165 | ckowalewicz@sme.org