



October 24-26, 2017

TD Convention Center
Greenville, South Carolina

southteconline.com



2017 POST SHOW REPORT

VERIFIED ATTENDANCE | AUDIENCE PROFILE | SURVEY DATA

official media partner



A HIGHLY RECOMMENDED EVENT!

90% of SOUTH-TEC attendees are extremely, very or somewhat likely to recommend SOUTH-TEC to an industry colleague.

FIRST TIME ATTENDEES

61% of SOUTH-TEC attendees were first time visitors to the event. These were new buyers and purchase influencers looking for your solutions.

VERIFIED ATTENDANCE

Total SOUTH-TEC Show Attendance: **6,311**
 Total Exhibits: **326**
 Total Exhibiting Companies: **431**
 Total Square Footage: **80,252**

JOB FUNCTIONS

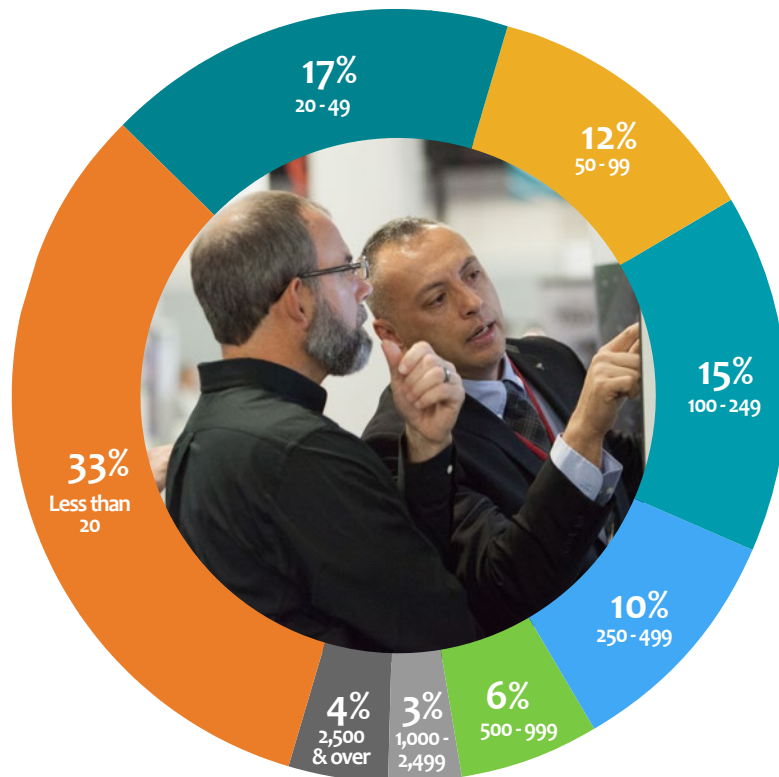
- 14%** Owner/Company Management/Corporate Executive
- 11%** Manufacturing Engineering Department
- 11%** Other
- 8%** Manufacturing Production Department
- 7%** Manufacturing Engineering Management
- 7%** Manufacturing Production Management
- 5%** Design Engineer
- 3%** Control Engineering/Automation
- 3%** Educator/Instructor
- 3%** Product Design and R & D
- 3%** Quality Assurance & Control
- 2%** Purchasing
- 1%** Information Systems/IT
- 22%** Sales & Marketing

97%
 of SOUTH-TEC attendees were somewhat, very or extremely satisfied with their experience attending SOUTH-TEC.

COMPANY SIZE

SOUTH-TEC connects you with the entire Southeast supply chain, from the smallest job shops to the largest OEMs.

Number of Employees



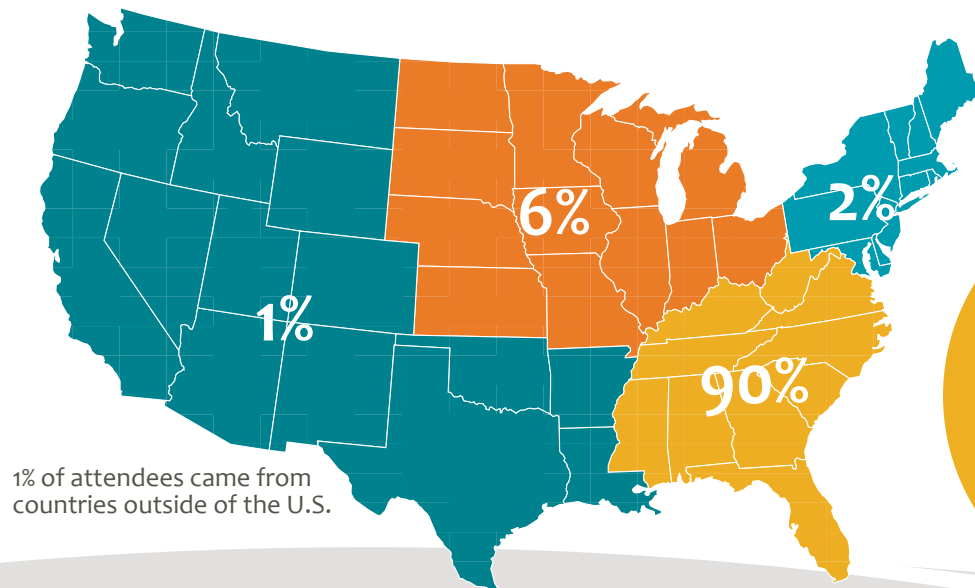
Source for all statistics unless otherwise stated: SOUTH-TEC 2017 Registration and Survey Data

ATTENDEES' PRIMARY TYPE OF BUSINESS

SOUTH-TEC attendees represent many diverse Southeast business sectors including automotive, commercial machinery, aerospace and many more.

16% Automotive	2% Defense/Government/Military
12% Industrial & Commercial Machinery	2% Medical/Surgical
8% Aircraft/Aerospace	2% Plastic Products
5% Fabricated Metal/Stampings	2% Research & Development
4% Consulting/Engineering	1% Motorsports
4% Education/Academic	1% Other Transportation
4% Services (Financial and Other)	1% Petroleum/Renewable Energy
3% Electronics/Computers/Communications	33% Other Manufacturing

ATTENDANCE BY REGION



94%
of the SOUTH-TEC audience is extremely, very or somewhat likely to attend SOUTH-TEC in 2019.

75%
of SOUTH-TEC exhibitors are very or extremely likely to exhibit in SOUTH-TEC 2019 or they have already reserved their exhibit space.

TOP ATTENDING COMPANIES

- | | | | |
|-----------------------------|--------------------------------|--------------------------------|-------------------------------|
| AKEBUNO | Daystar Machining Technologies | Levi Industrial Group | Siemens |
| AMAMCO Tool | Denso | Meritor | Specialty Bar Products |
| American Ceramic Technology | Eaton | Michelin | Stanley Black & Decker |
| Amsted Rail | Electrolux | Morgan Advanced Materials | Stovall Machine Products Inc. |
| ASI Southeast Inc. | Elixir Extrusions | MSI-Viking Gage | T&S Brass and Bronze Works |
| Baldor Electric | GE Electric/Aviation/Power | Parker Hannifin | Technetics Group |
| Bellwright Manufacturing | Greenfield Industries | Pioneer Motor Bearing | Textron Specialized Vehicles |
| BMW | Joe Gibbs Racing | PTL Equipment | The Timken Company |
| Boeing | GKN | RBC AeroStructures | Turbine Technologies Inc. |
| BorgWarner | Hays Fluid Controls | Richard Childress Racing | Turnamics |
| Bosch Rexroth | Honda Aircraft | Roush Yates Engines | Valley Machine |
| Caterpillar | Honeywell Aerospace | Schaeffler Group USA | ZF Transmissions |
| Champion Aerospace | Hytech Machining | SEW-EURODRIVE | |
| Comatrol | Ingersoll Rand | Sharp Machining & Tooling, LLC | |
| Continental Automotive | ITT | Sharpe Manufacturing Inc. | |
| Daimler | Koyo Bearings | | |

Save the Date!

SOUTH-TEC 2019

will take place October 22-24, 2019
in Greenville, South Carolina

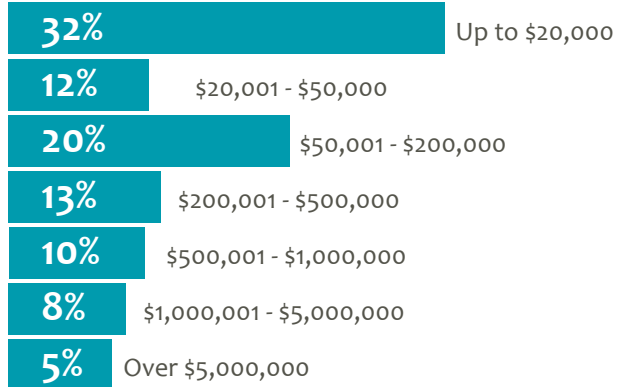
Mark your calendar
today.

SOUTH-TEC connects you with final decision-makers and purchase influencers

75% of attendees influence equipment purchase decision in their companies; this equals valuable leads for your company.

SOUTH-TEC delivers qualified buyers with funded projects

36% of the SOUTH-TEC audience has equipment budgets that exceed \$200,000.



TECHNOLOGIES EVALUATED

3D Imaging.....20%	Electronics Manufacturing8%	Nano Technology5%
3D Printing.....37%	Environmental Equipment & Protection4%	Plant, Energy & Environmental Efficiency5%
Advanced Materials16%	Deburring & Edge Finishing19%	Plant Engineering & Maintenance.....11%
Assembly & Joining16%	Forming & Fabricating16%	Plasma Cutting & Welding10%
Automated Manufacturing & Assembly.....30%	Fastening10%	Plastic Molding & Manufacturing.....9%
Boring15%	Finishing & Coating14%	Robotics.....25%
Casting9%	Flexible Manufacturing Systems11%	Screw Machining.....10%
Ceramics8%	Grinding22%	Sawing & Cut-Off Machines13%
Cleaning & Pretreatment, Equipment8%	Honing8%	Sensors10%
CNC Controls & Accessories36%	Industrial Internet of Things (IIoT).....8%	Simulation.....15%
Composites Manufacturing10%	Laser and Laser Systems.....20%	Software, Machine Control.....15%
Contract Manufacturing Services.....9%	Lean Manufacturing.....19%	Software, ERP/MRP & Supply Chain Management4%
Controls, CAD/CAM Software.....25%	Machine Vision14%	Software, Simulation, Process Modeling.....13%
Coolants & Lubricants17%	Machining Centers33%	Tooling37%
Cutting Tools & Accessories.....32%	Material Handling.....18%	Turning.....29%
Cybersecurity.....3%	Measurement, Inspection & Testing.....24%	Waterjet Cutting.....16%
Digital Transformation5%	Metals19%	Welding.....18%
Drilling & Tapping.....18%	Metrology Equipment.....13%	Workholding21%
EDM.....15%	Micro Manufacturing6%	Workplace Safety & Ergonomics13%
	Milling34%	
	Moldmaking.....10%	

For questions regarding this report, contact:

Cathy Kowalewicz, Event Manager | 800.733.3976, ext. 3165 | ckowalewicz@sme.org